

YEAR 3



LESSON PLAN

Based on the 2017 NEC®

October 30, 2017

ABOUT MIKE HOLT ENTERPRISES



Mike's passion for the electrical industry and for educating others on the *National Electrical Code*® began in 1972 while studying for a local electrical exam. His inability to find material that was well-written or properly illustrated gave him the idea to start a school that would be devoted to electrical training.

In 1975 Mike Holt Enterprises was created with very clear principles of making electrical training more effective, and providing books that were straightforward and easy to understand. This desire to create books to help electricians pass exams grew into the nation's largest "Electrical-Only" publisher that specializes in books, videos, online training, school curriculum, and seminars—changing the way the *NEC*® and electrical training is taught.

Forty years later, these standards continue to guide us. Our products are designed for student success:

- **Easy to Understand.** Text must help simplify difficult technical topics and include clear, step-by-step, detailed explanations.
- **Visual.** Full-color, detailed, instructional graphics that help students visualize what's being taught.
- **Effective.** Our Instructor Resources are designed to save teachers time and give them tools to be more successful in reaching their students.

Our primary goal as a company is to change the lives of electrical professionals through our products. We genuinely care about helping our instructors and schools prepare the next generation of electrical professionals with the skills and knowledge they need to succeed. We are here to help you every step of the way and encourage you to contact us, so we can be a part of your success.

COPYRIGHT © 2017 Charles Michael Holt



Produced and Printed in the USA
Printed November 2017



TABLE OF CONTENTS

ABOUT THIS PROGRAMiv

YEAR 3 OUTLINExiv

YEAR 3

 Year 3 Lesson Plans—Quarter 13-1

 Year 3 Lesson Plans—Quarter 23-14

 Year 3 Lesson Plans—Quarter 33-27

 Year 3 Lesson Plans—Quarter 43-40



ABOUT THIS PROGRAM

The *Mike Holt's Electrical Apprenticeship Program—Years 1–4, Based on the 2017 NEC®* has been developed with the goal of providing the knowledge required to become a competent journeyman electrician. The training resources used throughout this program have been selected to provide the most comprehensive education possible. Supplemented with Mike's instructional support material (such as presentations, videos, and practice exams), the program is tailored to meet the needs of different types of learners.

THE SCOPE OF THIS PROGRAM

This program is 624 contact hours, divided into 208 separate 3-hour study sessions that are designed to deliver a logical flow of material. From day one, and maintained throughout the program, strong emphasis is placed on safe work practices. The program covers the *National Electrical Code*, and Safety in a manner relevant to today's apprentices, preparing them for their journeyman's exam and the job site.

HOW TO USE THIS PROGRAM

Use this lesson plan as an outline to help schedule the semester. You'll find that every class is different. Depending on the students in the class some sessions may require more time than allowed, while others might go quickly. Please make notes during the semester and provide us with your feedback so we can make this schedule better each year.

Students learn differently, and the same methods of presentation and study don't necessarily bring the same results for each individual. Be aware of the differences in learning styles as you present this material to the class. Some students learn better visually, and need to see diagrams and illustrations. Others learn from audible input such as lectures and class group discussions.

Hands-on learning is an important component of education, and most of it will be done on the job-site rather than in the classroom. However, when it's feasible, do bring equipment and material in to show the class. Just a little "show and tell" of components that your students haven't yet used, like control pushbuttons or AFCI breakers, can help add understanding to a lesson. When possible, try to supplement classroom instruction with field trips to view live construction projects showcasing the material being studied.

We recommend the lesson material be presented in the form of lecture and include visual aids when possible. PowerPoint presentations using an LCD projector can be very beneficial, but it's understood the necessary equipment isn't always available. In some cases, the available facilities may limit the presentation to the use of student books and whiteboards.

Involve the students as much as possible. An example is how you would handle the questions that are assigned in the books: after completing the questions, have the students take turns reading the question and their answers so they're involved in the process. Don't just read the answers to your students and don't just post them. Do what you can to interact with your students in discussion, and allow their input.

Answer questions honestly, and don't be afraid to tell your students if you don't know an answer. Of course, do take time to look it up—explain that you can't always know all the answers, but that you're there to help them in the learning process. Make sure your students understand their responsibility to the learning process—they need to do their part by reading and studying the information in their textbooks and participating in discussions. Let them know that learning is a life-long process, and there are always new things to learn in the electrical field.

You'll be successful as an instructor if you have a heart for your students and help them develop a respect for the electrical profession and a love for learning.

YEAR 3 OUTLINE

YEAR 3 OBJECTIVES


Upon the completion of year three, your students will have the knowledge necessary to safely and proficiently perform the job duties and responsibilities expected of a third year apprentice. The student will continue building a foundation of knowledge about construction safety, electrical safety, and the *National Electrical Code*.

YEAR 3 RESOURCES

Mike Holt's Apprenticeship Training Curriculum is designed to use textbooks, videos, labs, and tests to enhance your students' learning experience.

Books


You'll be using the following books or textbooks and we suggest you take a few moments to review the layout of each. Pay attention to the table of contents, the layout of the units and chapters, and the review questions.



OSHA Construction Safety Training Handbook, 6th Edition
J.J. Keller & Associates,
ISBN 978-1-60287-891-4, 2010




Mike Holt's Basic Guide to Power Quality
Mike Holt Enterprises
ISBN 978-1-932685-30-5, 2012



Mike Holt's Understanding the National Electrical Code, Volume 1
Mike Holt Enterprises
ISBN 978-0-9863534-5-1, 2017


Books (continued)



*Mike Holt's Understanding
NEC Requirements for
Bonding and Grounding*
Mike Holt Enterprises
ISBN 978-0-9863534-3-7, 2017



*Mike Holt's Understanding the
National Electrical Code, Volume 2*
Mike Holt Enterprises
ISBN 978-0-9903953-6-2, 2017



*Mike Holt's Understanding NEC
Requirements for Solar Photovoltaic
Systems*
Mike Holt Enterprises
ISBN 978-0-9863534-4-4, 2017



Mike Holt's Understanding Basic Motor Controls
Mike Holt Enterprises
ISBN 978-0-9863534-0-6, 2015



National Electrical Code, 2017 Edition
National Fire Protection Association,
ISBN 978-145591277-3, 2016

Videos

The instruction package includes the following videos that are designed to be played along with the textbook(s) to provide a practical viewpoint of the material being covered. If a student(s) doesn't understand something, stop, go back, and play that section again until the topic being discussed is understood.

- Equipment for General Use DVD (Articles 400–450)
- Bonding and Grounding DVD Disc 1 (Sections 90.1–250.28)
- Bonding and Grounding DVD Disc 2 (Sections 250.30–250.122)
- Bonding and Grounding DVD Disc 3 (Sections 250.130–820.100)
- Special Occupancies and Special Equipment DVD Disc 1 (Sections 500.1–514.16)
- Special Occupancies and Special Equipment DVD Disc 2 (Sections 517.1–640.25)
- Special Occupancies and Special Equipment DVD Disc 3 (Sections 645.1–702.12)
- Limited Energy and Communications Systems DVD (Sections 725.1–820.170)
- Solar Photovoltaic Systems DVD Disc 1 (Sections 90.1–690.6)
- Solar Photovoltaic Systems DVD Disc 2 (Sections 690.7–690.34)
- Solar Photovoltaic Systems DVD Disc 3 (Sections 690.41–710.15)
- Understanding Basic Motor Controls DVD Disc 1
- Understanding Basic Motor Controls DVD Disc 2

Mike and a panel of industry experts are featured on these videos. They carefully examine the topics in a way that's both educational and entertaining. You'll hear stories, discussions, and opinions aren't covered in the textbooks thereby making them an invaluable practical source of information.

Labs

One of the most enjoyable parts of learning is getting your hands on mechanical parts such as, meters, wire, magnets, coils, light bulbs, switches, fuses, circuit breakers, receptacles, GFCIs, AFCIs, and basically anything that can be broken!

We strongly suggest you find labs that match the topic being studied as a hands-on experience to help students understand the material being taught. Seeing a mechanical concept in action makes it easier to understand the lesson being taught.

Testing

Testing is an important aspect of the learning process. Studies have shown that regardless of the result, students who are required to mentally recall a subject on a test are more likely to remember the content than those who didn't have this opportunity. Our curriculum includes different options for testing: online, textbook, and ExamView test banks.

Textbook Testing. Our textbooks contain tests that have been designed to reinforce the learning process when the Online Testing Tools aren't used. We encourage you to have your students fill in the textbook tests before taking the online tests to further reinforce their learning process.

Online Testing. Our online testing program has been specifically designed to allow you to take advantage of today's blended learning environments to reinforce the material that's been covered.

YEAR 3 LESSON PLAN—AT A GLANCE

Class	Quarter 1	Class	Quarter 2
1	Introduction Orientation Tools <i>Year 3</i>	1	<i>NEC—Equipment for General Use</i> <i>Appliances</i>
2	OSHA Construction Safety <i>Electrical Safety and PPE</i>	2	<i>NEC—Equipment for General Use</i> <i>Fixed Electric Space-Heating Equipment</i>
3	OSHA Construction Safety <i>Excavation/Motor Vehicles/Tool Safety</i>	3	<i>NEC—Equipment for General Use</i> <i>Motors, Motor Circuits, and Controllers 1</i>
4	Power Quality <i>Introduction/Theory/Alternating Current/ Neutral Conductor</i>	4	<i>NEC—Equipment for General Use</i> <i>Motors, Motor Circuits, and Controllers 2</i>
5	Power Quality <i>Harmonics/Voltage Disturbances/Voltage Window</i>	5	<i>NEC—Equipment for General Use</i> <i>Air-Conditioning/Refrigeration Equipment and Transformers</i>
6	Power Quality <i>Electrical Noise/Grounding and Bonding/ Power Quality Issues</i>	6	Safety <i>Bonding and Grounding 1</i>
7	Lab <i>Lighting—Ballasts and Transformers</i>	7	Safety <i>Bonding and Grounding 2</i>
8	<i>NEC—Equipment for General Use</i> <i>Flexible Cords and Cables, and Fixture Wires</i>	8	Safety <i>Bonding and Grounding 3</i>
9	<i>NEC—Equipment for General Use</i> <i>Switches and Receptacles</i>	9	Safety <i>Bonding and Grounding 4</i>
10	<i>NEC—Equipment for General Use</i> <i>Switchboards, Switchgear, and Panelboards</i>	10	Study Period <i>Code Article Report</i>
11	<i>NEC—Equipment for General Use</i> <i>Luminaires and Low-Voltage Lighting Systems</i>	11	Student Presentation <i>Code Article Report</i>
12	Quarter 1 Review	12	Quarter 2 Review
13	Quarter 1 Exam	13	Quarter 2 Exam

YEAR 3 LESSON PLAN—AT A GLANCE

Class	Quarter 3	Class	Quarter 4
1	NEC—Special Occupancies <i>Hazardous Locations, Commercial Garages, and Motor Fuel Dispensing</i>	1	Motor Controls <i>Introduction to Motor Controls</i>
2	NEC—Special Occupancies <i>Health Care Facilities, Assembly Occupancies, Mobile/Manufactured Homes, and Temporary Installations</i>	2	Motor Controls) <i>Motor Controls and Schematics 1</i>
3	NEC—Special Equipment <i>Electric Signs, Manufactured Wiring Systems, and Elevators</i>	3	Motor Controls <i>Motor Controls and Schematics 2</i>
4	NEC—Special Equipment <i>Electric Vehicle Charging System and Electric Welders</i>	4	Motor Controls <i>Reversing Controls 1</i>
5	NEC—Special Equipment <i>Audio Signal Processing and Information Technology Equipment</i>	5	Motor Controls <i>Reversing Controls 2</i>
6	NEC—Special Equipment <i>Swimming Pools, Spas, Hot Tubs, Fountains, and Similar Installations</i>	6	Motor Controls <i>Controls for Multiple Motors</i>
7	NEC—Special Conditions <i>Emergency, Legally Required, and Optional Standby Systems</i>	7	Motor Controls <i>Miscellaneous Requirements</i>
8	NEC—Special Conditions <i>Remote-Control, Signaling, and Power-Limited Circuits</i>	8	Lab <i>Variable Speed Drives</i>
9	NEC—Special Conditions and Communications Systems <i>Fire Alarm Systems, Optical Fiber Cables and Raceways, Communications Circuits, Radio and Television Equipment, and CATV and Radio Distribution Systems.</i>	9	Flex Day <i>School/Instructor Choice</i>
10	NEC—Special Equipment <i>Solar Photovoltaic (PV) Systems 1</i>	10	Quarter 4 Review
11	NEC—Special Equipment <i>Solar Photovoltaic (PV) Systems 2</i>	11	Quarter 4 Exam
12	Quarter 3 Review	12	Year 3 Review
13	Quarter 3 Exam	13	Year 3 Final Exam

[illegible]